



1. Considering the two options outlined above for Watford's local scheme which do you think should be taken forward

		Response Percent	Response Count
Option 1 Reduce the council tax support for all working age claimants by 17%		23.1%	94
Option 2 Identify a range of reductions to payments made to certain claimants so no one faces a 17% reduction in their support		76.9%	313
		answered question	407
		skipped question	26

2. Please indicate if you agree with the following options on discounts that Watford BC could introduce as part of its local council tax scheme:

	Agree	Disagree	Don't know	Response Count
<p>Option 1 - Level of savings Under the current scheme you can't receive council tax benefit if you have savings (money in the bank, shares etc) of more than £16,000. Option: We could reduce this limit for our council tax support scheme to £8,000 from April 2013.</p>	68.0% (280)	22.3% (92)	9.7% (40)	412
<p>Option 2 Non-dependent deductions Under the current scheme, if you have an adult living with you (e.g. grown up son or daughter) we make a deduction from the council tax benefit we pay. Option: We could increase the level of deductions so they are double the current level.</p>	51.2% (209)	31.4% (128)	17.4% (71)	408
<p>Option 3 Capping support to the level of a Band D property All properties have a council tax band (based on their value). These range from A – H (H being the most expensive properties). Under the current scheme you can receive support no matter what band property you live in. Option: We could cap the amount of support so that anyone in a Band E property or above will have their level of support calculated as if they lived in a Band D property.</p>	56.1% (230)	27.1% (111)	16.8% (69)	410
			answered question	415
			skipped question	18

3. Please indicate if you agree with the following options on exemptions and other charges that Watford BC could introduce as part of its local council tax scheme:

	Agree	Disagree	Don't know	Response Count
<p>Option 4 Empty properties needing structural work At the moment, if a property is empty and needs structural work to make it fit to live in, no council tax is charged for up to 12 months. The government is planning to abolish this exemption and leave us to decide if we want to offer a discount from 0% to 100%. Option: We could stop granting any discount on empty properties needing structural work (i.e. 0% discount)</p>	65.2% (264)	23.2% (94)	11.6% (47)	405
<p>Option 5 Empty and unfurnished properties At the moment if a property is empty and unfurnished, no council tax is charged for up to 6 months. The government is planning to abolish this exemption and leave us to decide if we want to offer a discount from 0% to 100%. Option: We could stop granting any discount on properties that are empty and unfurnished (i.e. 0% discount)</p>	73.5% (299)	18.9% (77)	7.6% (31)	407
<p>Option 6 Second homes At the moment, we grant a discount of 50% on council tax for properties classed as second homes. The government is planning to change the law so that councils can charge full council tax on second homes. Option: We could charge full council tax on second homes</p>	85.0% (347)	10.3% (42)	4.7% (19)	408
<p>Option 7 Empty homes premium The government is planning to allow councils to charge more council tax on a property that has been empty for more than 2 years. Option: We could charge an extra 50% where a property has been empty for more than 2 years</p>	76.9% (313)	13.5% (55)	9.6% (39)	407
answered question				410

skipped question

23



4. Are you?

		Response Percent	Response Count
An organisation		1.9%	8
An individual		98.1%	404
answered question			412
skipped question			21



5. Are you responding to this consultation in your capacity as a representative of any of the following?

		Response Percent	Response Count
Voluntary organisation (please give details below)		20.0%	2
Advice organisation (please give details below)		10.0%	1
Precepting Body (please give details below)		0.0%	0
Housing association (please give details below)		40.0%	4
Landlord (please give details below)		0.0%	0
Other (please give details below)		30.0%	3
Please write in details			6
answered question			10
skipped question			423



6. Do you pay council tax to Watford Borough Council?

		Response Percent	Response Count
Yes		76.9%	307
No		23.1%	92
answered question			399
skipped question			34








7. Do you currently receive council tax benefit?

		Response Percent	Response Count
Yes		67.5%	272
No		32.5%	131
answered question			403
skipped question			30



8. Would any of the changes outlined above impact your household?

		Response Percent	Response Count
Yes		36.5%	146
No		63.5%	254
answered question			400
skipped question			33



9. If yes, which one(s)?

		Response Percent	Response Count
Option 1 – Level of savings		36.2%	46
Option 2 – Non-dependent deductions		40.2%	51
Option 3 – Capping support to the level of a Band D property		40.2%	51
Option 4 – Empty properties needing structural work		3.9%	5
Option 5 - Empty and unfurnished properties		7.9%	10
Option 6 – Second home		4.7%	6
Option 7 – Empty homes premium		4.7%	6
		answered question	127
		skipped question	306

10. Are you male or female?

		Response Percent	Response Count
Male		42.9%	163
Female		57.1%	217
		answered question	380
		skipped question	53

11. Have you been pregnant or had maternity leave from work within the last two years?

		Response Percent	Response Count
Yes		12.9%	27
No		87.1%	183
answered question			210
skipped question			223

12. To which of these groups do you consider you belong to?

		Response Percent	Response Count
English / Welsh / Scottish / Northern Irish / British		69.8%	270
Gypsy or Irish Traveller		0.0%	0
Irish		1.0%	4
Any other White background (please tick and write below)		8.3%	32
Caribbean		0.5%	2
African		3.9%	15
Any other Black background (please tick and write below)		0.5%	2
Indian		1.0%	4
Pakistani		6.2%	24
Bangladeshi		0.5%	2
Chinese		0.8%	3
Any other Asian Background (please tick and write below)		3.6%	14
White and Black Caribbean		0.3%	1
White and black African		0.0%	0
White and Asian		0.3%	1
Any other mixed / multiple ethnic background (please tick and write below)		0.3%	1
Arab		0.3%	1
Any other ethnic group (please tick and write below)		2.8%	11
	Any other ethnic group		50
answered question			387
skipped question			46







13. Are your day-to-day activities limited because of a health problem or disability which has lasted, or is expected to last, at least 12 Months

		Response Percent	Response Count
Yes, limited a lot		22.9%	90
Yes, limited a little		14.0%	55
No		63.1%	248
answered question			393
skipped question			40





14. Please indicate your current age group.

		Response Percent	Response Count
0-15 years		0.0%	0
16-24 years		1.8%	7
25-34 years		12.8%	51
35-44 years		28.5%	113
45-54 years		32.0%	127
55-64 years		20.4%	81
65+		4.5%	18
answered question			397
skipped question			36

15. What is your religion or belief?

		Response Percent	Response Count
No religion		31.0%	118
Buddhist		1.8%	7
Christian (including Church of England, Catholic, Protestant and all other Christian denominations)		47.2%	180
Muslim		11.3%	43
Sikh		0.0%	0
Jewish		1.8%	7
Any other religion		6.8%	26
		answered question	381
		skipped question	52

16. How would you define your sexual orientation?

		Response Percent	Response Count
Heterosexual		94.2%	306
Bisexual		2.8%	9
Gay		1.5%	5
Lesbian		1.5%	5
		answered question	325
		skipped question	108











17. What is your legal marital or same-sex civil partnership status?

		Response Percent	Response Count
Never married and never registered a same-sex civil partnership		32.7%	125
Married		38.5%	147
Separated, but legally married		6.8%	26
Divorced		18.6%	71
Widowed		2.9%	11
In registered same-sex civil partnership		0.3%	1
Separated, but still legally in a same-sex civil partnership		0.3%	1
Formerly in a same-sex civil partnership which is now legally dissolved		0.0%	0
surviving partner from a same-sex civil partnership		0.0%	0
answered question			382
skipped question			51

18. Is your gender identity the same as the gender assigned at birth.

		Response Percent	Response Count
Yes		99.4%	355
No		0.6%	2
answered question			357
skipped question			76

19. Would you say that any of the following describe you or your household? Please tick as many as apply to you

		Response Percent	Response Count
A lone parent with one or more children under the age of five		7.8%	28
A lone parent with all children above the age of five		13.9%	50
Living with a partner and one or more children under the age of five		11.1%	40
Living with a partner and with one of more children all above the age of five		17.2%	62
A carer		6.1%	22
A household with full and/or part-time workers		19.9%	72
A household that includes someone who is disabled		18.3%	66
A single person household or a couple without children		27.7%	100
None of them		8.0%	29
Don't know		1.7%	6
answered question			361
skipped question			72

20. Please add any additional comments if you feel the proposed council tax scheme changes will affect you more because of your membership of any of the above groups.

	Response Count
	105
answered question	105
skipped question	328

21. Do you have any additional comments on the proposed local council tax scheme you would want us to consider.

**Response
Count**

107

answered question

107

skipped question

326